




Tsubaki Plastic Cableveyor

TKUA45H26 · TKUA55H38 · TKUA66H44




■ Opening of the cross bars






※Slit-screwdriver with tips;

TKUA45H26:6mm, TKUA55H38:6mm, TKUA66H44:4mm




■ Lengthen



■ Shorten



■ Strain relief devices



The crossbar of the Universal Mounting Brackets must be opened for assembly and disassembly of the strain relief comb and C-Profile. Fix the strain relief comb or C-Profile into Universal Mounting Brackets and close the crossbar.